INSTALLATIONSVEJLEDNING
MONTAGEANWEISUNG
INSTALLATION INSTRUCTION
INSTRUCTIONS D'INSTALLATION
INSTALLATIE INSTRUCTIES
ISTRUZIONI DI INSTALLAZIONE
INSTRUCCIONES DE INSTALACIÓN

damixa

FM Mattsson Danmark ApS

Hvidkærvej 48, 5250 Odense SV
Abildager 26a, 2605 Brøndby
Tlf. +45 88 33 00 34
damixa-international@fmm-mora.com
www.damixa.com

Rev. 000
22/08/2023
2033900

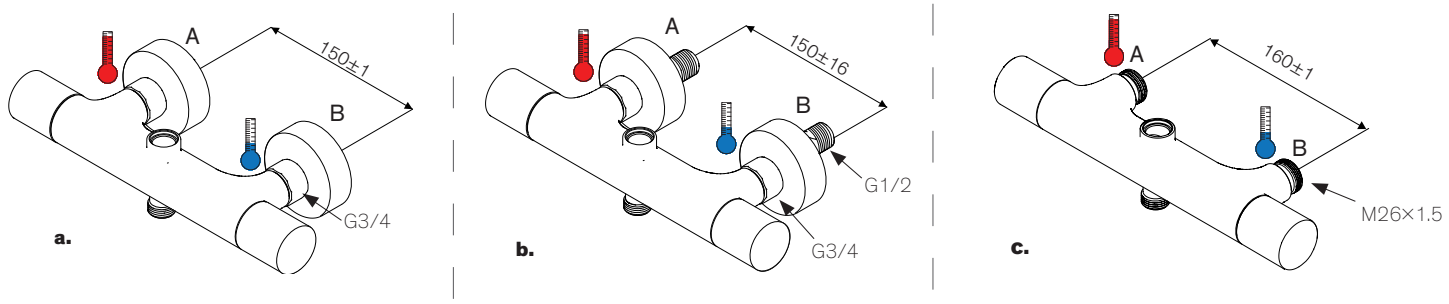

A

A, B: 120 - 1000 kPa (1.2-10 bar) A: max 65°C

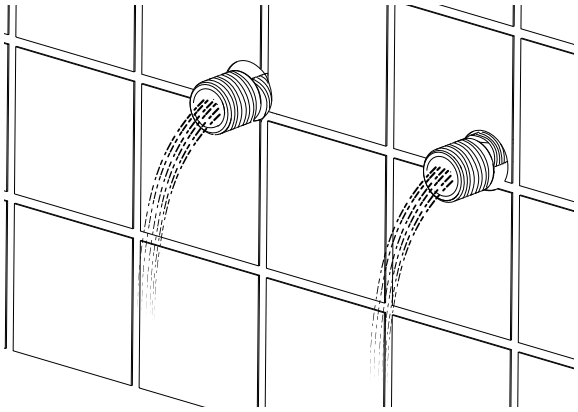

B

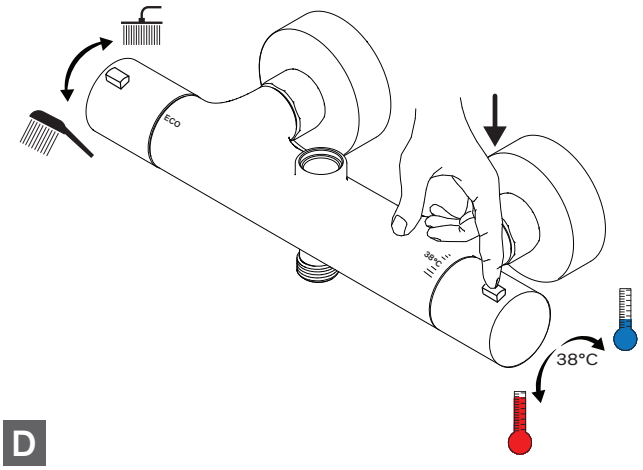

D

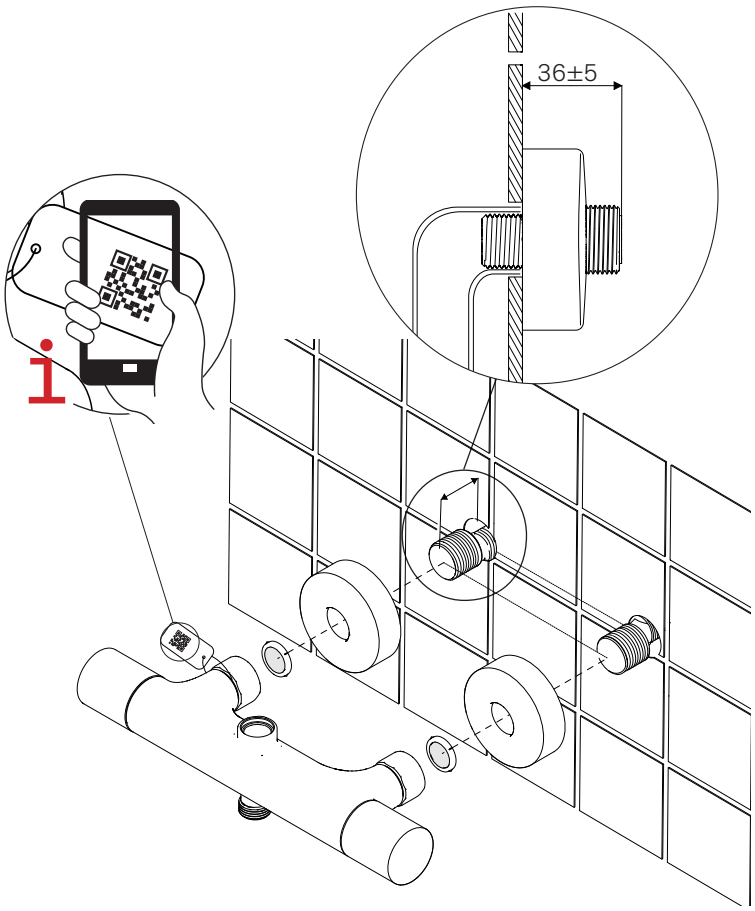

C

Shower system

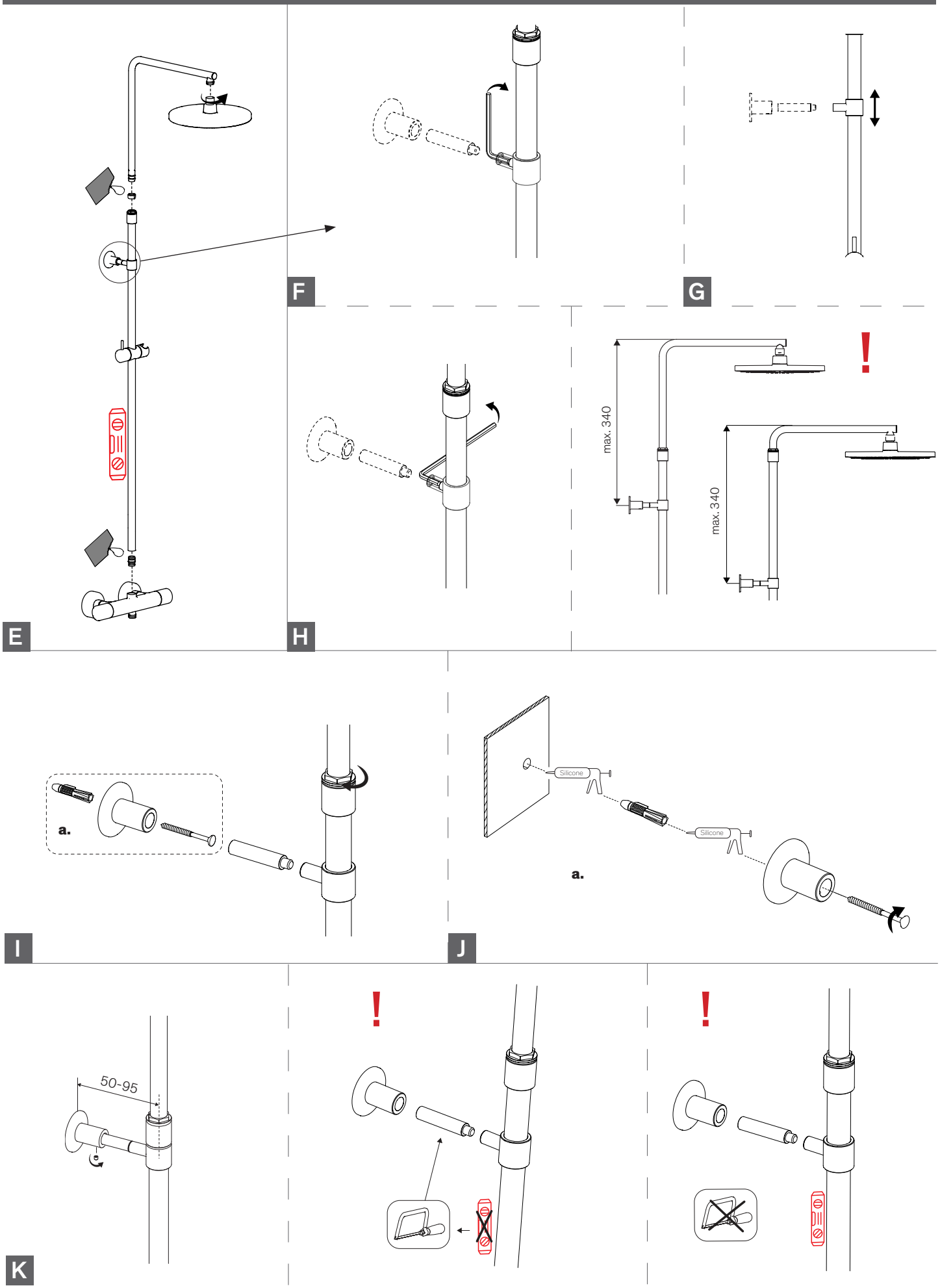

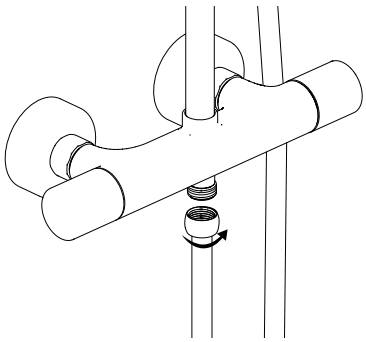

K

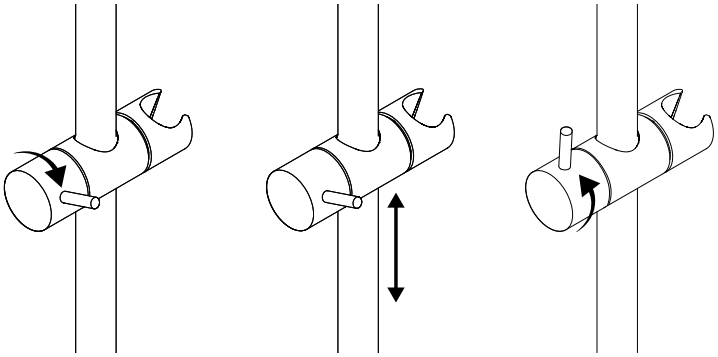

K

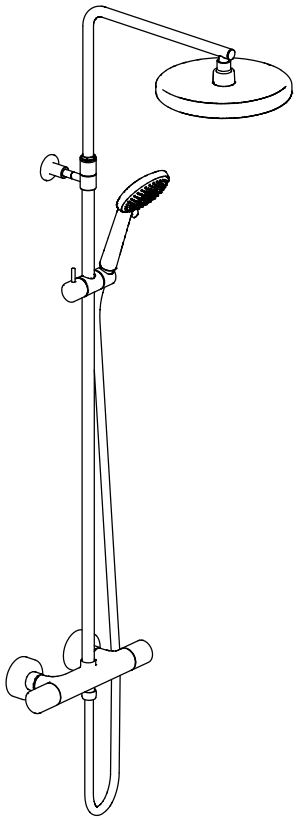

ECO - CLICK

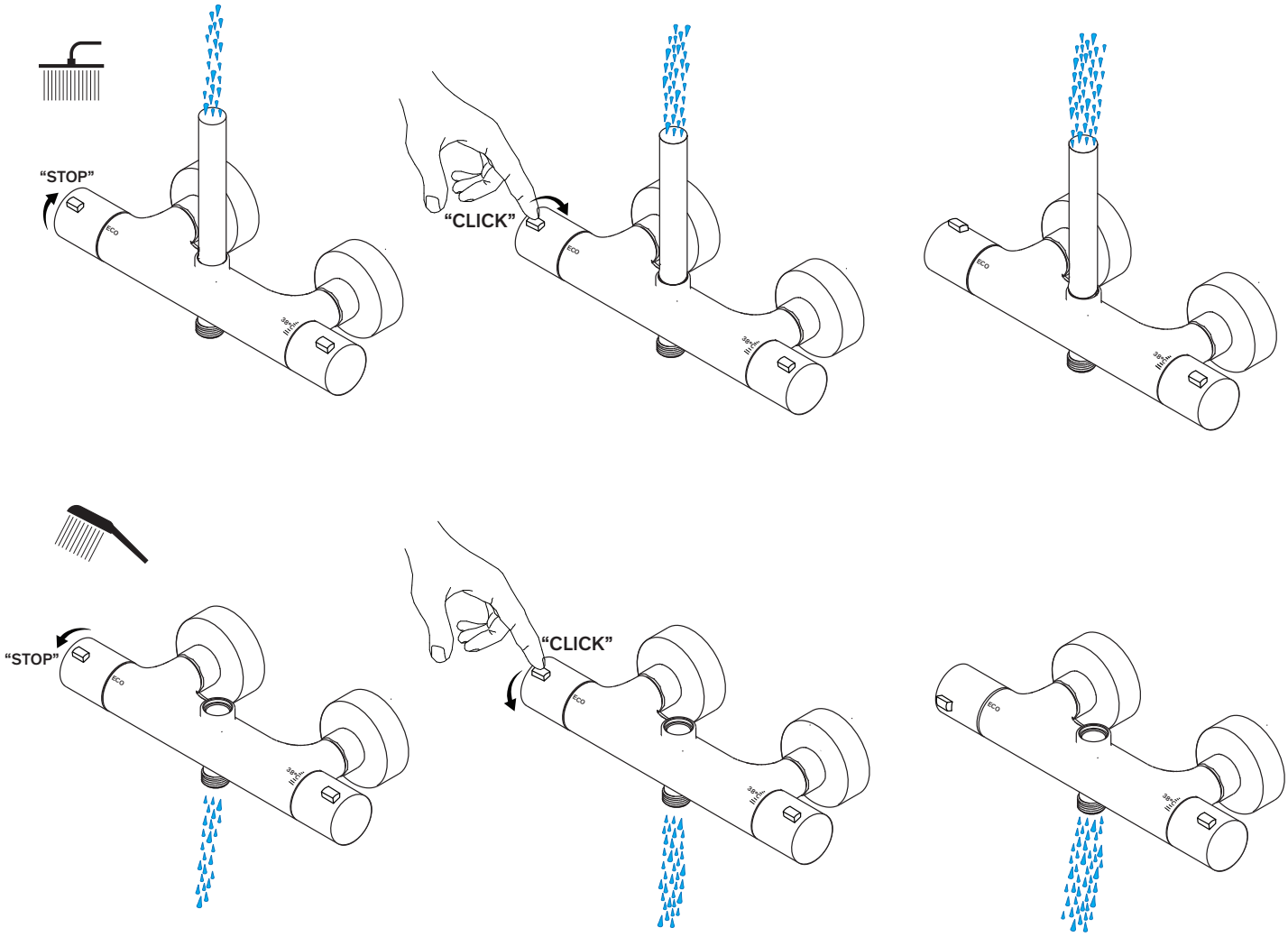

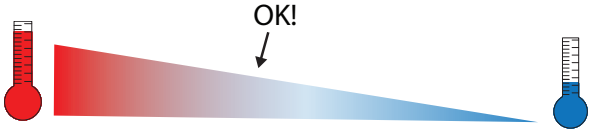

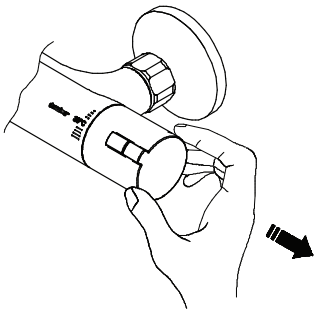

[1]

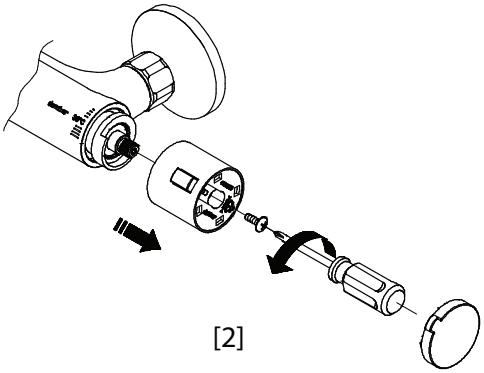

[2]

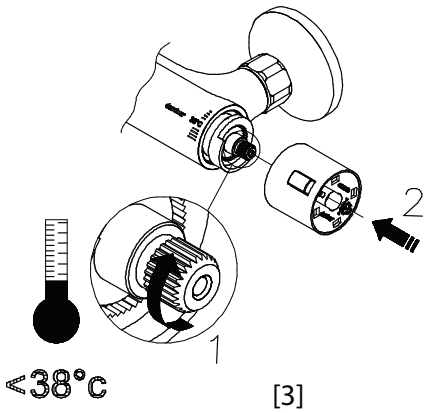

[3]

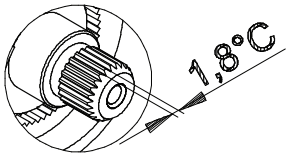

[4]

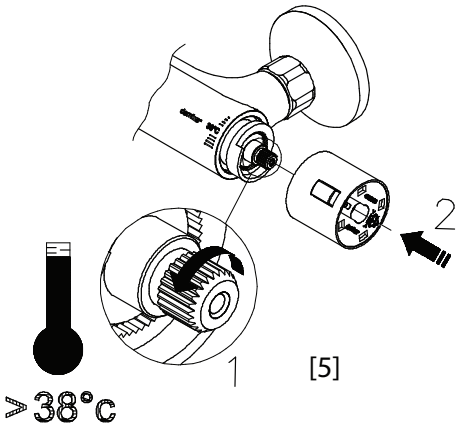

[5]

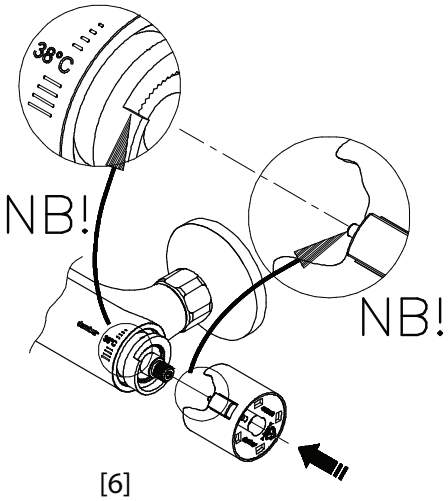

[6]

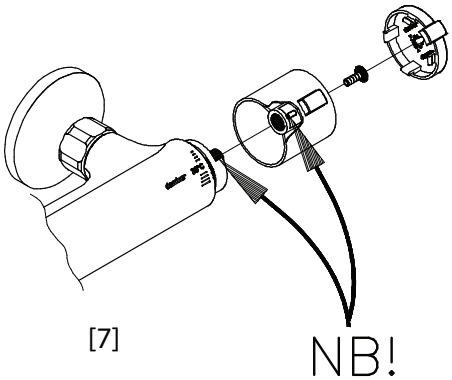

[7]

!

DANSK
NB: Blanderenmå i vandfyldttilstand ikke udsættesfor frost. Ved risiko for frost skal blanderen demonteres og opbevares frostfrit. Blanderen kan kun tømmes for vand ved gennemblæsning med lufttryk på de to tilslutninger. Garantien bortfalder, hvisfiltrene ikke benyttes ved installationen.
Det skal bemærkes, at der i installationer med elektrolyseanlæg til beskyttelse mod korrosion kan forekomme aflejring af slam i installationskomponenterne Ved slamaflejring i dentermostatiske blandeventil vil der være risiko for funktionssvigt, og for at imødegå dette, bør man sammenmedsin elektrolyse leverandør,sikre optimal drift af anlægget, samt jævnligt udslamme sin varmtvandsbeholder.

DEUTSCH
Hinweis: Armaturen dürfen nicht inBereichen montiert werden, indenenFrostgefahr besteht.Bevor Frostgefahr eintritt, z.B. in einem Sommerhaus, muss die Armatur demontiert und frostsicher aufbewahrt werden. Wasserrückstände lassen sich nur durch Durchblasen von Druckluft an beiden Anschlüssen zugleich entfernen.
Die Garantie entfällt, wenn die Filter bei der Montage nicht benutzt werden.
Bitte beachtenSie, dassinInstallationen mitElektrolyseanlagen zum Korrosionsschutz Schlamm--Ablagerungen in den Installationsbauteilen vorkommen können. Wenn Schlamm-- Ablagerungen im thermostatischen Mischventil vorkommen, besteht das Risiko, dass der Mischer versagt, und der Mischer sollte deshalbinInstallationen, wo dieses Risiko vorkommt, nicht eingesetzt werden.

ENGLISH
NOTE: When installing the mixer tap in summer residences etc. where there may be a risk of frost damage, the mixer tap must be dismounted and kept frost--free during winter. The mixer tap can only be emptied of water by pressureblasting through the two inlets.
The guarantee becomes void if the filters are not used when installing the mixer.
Please note that in installations with electrolyser as a safeguard against corrosion there may be sediments in the installation components. In the case of sediments in the thermostatic mixer tap there will be a risk of malfunction, and the mixer tap should not be used in installations where there are sediments.

FRANÇAIS
N.B. Le mitigeur ne doit pas être exposé au gel s'il est rempli d'eau. Encas de risque de gel démonter le mitigeur et le protéger du gel. Le mitigeur peut seulement être vidé en le purgeant par pression d'air aux deux entrées.
La garantie n'a plus lieu si les filtres ne sont pas utilisés. Il faut noter que des amas de boue dansles composantes d'installation peuvent se développer dans des installations avec électrolyse à protection contre la corrosion. En cas d'amas de boue dans le mitigeur thermostatique il y a des risques de défaillance de fonctionetle mitigeur ne peut pas être utilisé dans des installations avec amas de boue.

ESPAÑOL
Recomendaciones generales: Debe prevenirse el riesgo de heladas por lo que en este caso la unidad deberá desmontarse y eliminar el agua de dentro de la unidad soplando con fuerza por las conexiones de alimentación. Conservar en un lugar donde la helada no la pueda afectar.
La garantía no surtirá efecto en caso de no instalar losfiltros suministrados a la entrada de agua fría y caliente.
En instalaciones con protecciones electrolíticas para la corrosión, se pueden presentar sedimentos que provoquen un mal funcionamiento de la grifería. En este tipo de instalaciones no recomendamos el uso de grifería termostática.

ITALIANO
NOTA BENE: Quando s'installa il rubinetto in residenze estive ecc., o in luoghi dove ci possano essere rischi di congelamento, il rubinetto deve essere smontato e protetto dal gelo durane l'inverno.
Il rubinetto può essere svuotato dall'acqua utilizzando i due ingressi di alimentazione.
La garanzia non è valida se al momento dell'installazione del rubinetto, non vengono utilizzati i filtri forniti col rubinetto. Va altresì tenuto conto che nell'installazione con impianti che adottino elettrolitici per la salvaguardia contro la corrosione, possono crearsi dei depositi nei componenti. Nel caso cifossero sedimenti nel termostatico si potrebbero avere malfunzionamenti dello stesso.
Il termostatico nondeve essere utilizzato quando cisono sedimenti nell'impianto.

NEDERLANDS
Voordat het gaat vriezen, b.v. in een zomerhuis, moet de kraan gedemonteerd worden en vorstvrij bewaardworden.Inde gedemonteerde kraan kan zich nog wat water bevinden, dit kan men verwijderen door de kraan met lucht, aan beide aansluitzijden tegelijk, door te blazen.
De garantie vervalt indien de filters niet geplaatst worden bij montage van de kraan.
Denkt u eraan dat indien in uw installatie een electrolyse apparaat tegen roestvorming is gemonteerddat zichdan eensoort slib kan afzetten in de mengkraan. Als deze slibvorming optreedinhetthermostatische menggedeelte, bestaat het risiko dat de mengkraan slechter gaat funktioneren. De mengkraan moet dan ook niet in installaties ingeboook niet in installaties ingebouwd worden waar dit risiko bestaat.