NOVELLINI

NOVOSOLID

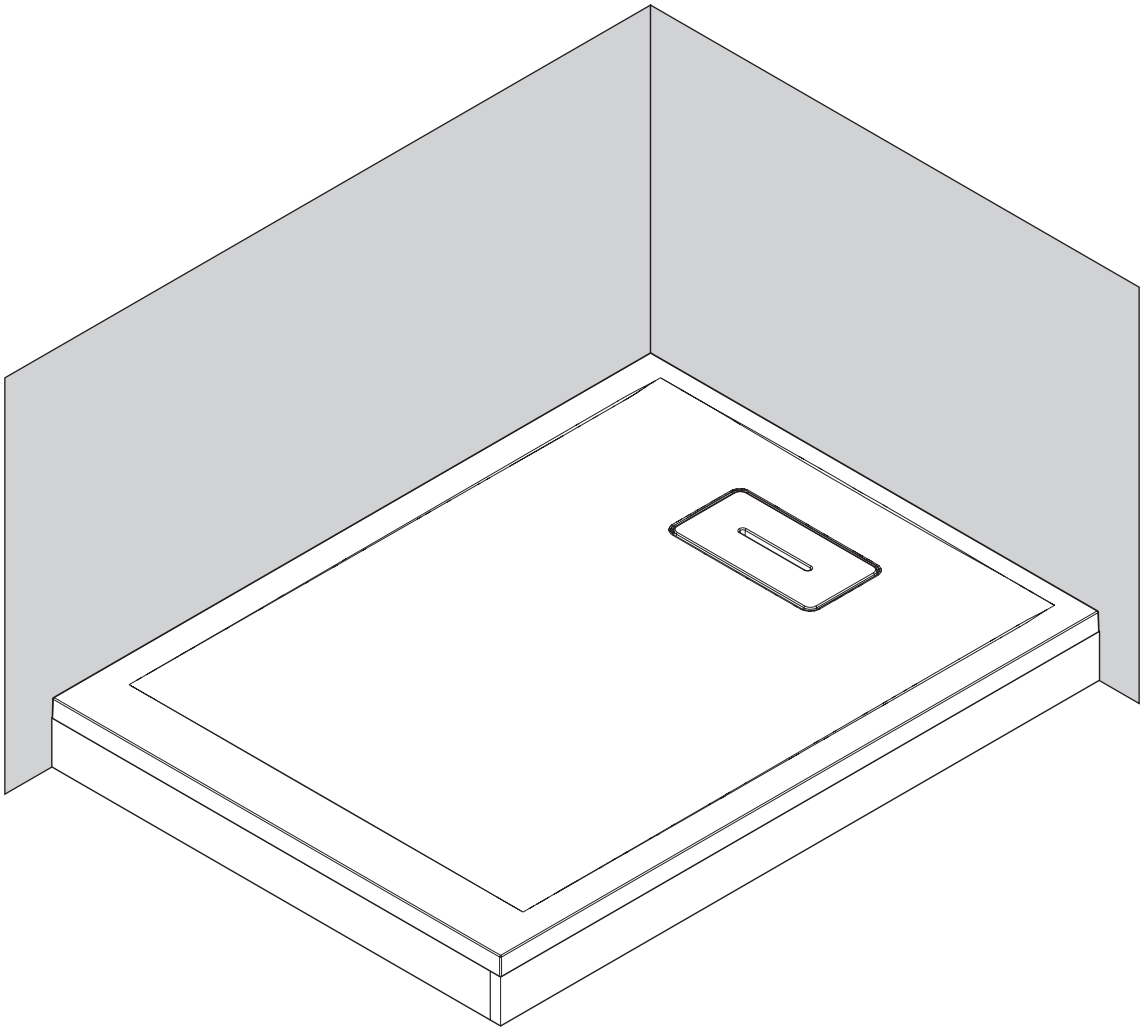

IT ISTRUZIONI DI MONTAGGIO
FR INSTRUCTIONS DE MONTAGE
EN ASSEMBLING INSTRUCTIONS
ES INSTRUCCIONES DE MONTAJE
DE MONTAGEANLEITUNGEN
AR إرشادات التركيب

CE

EN 14527-CL1

Source NOBB, 5/15/2026

CE
Novellini Spa Via Mantova, 1023 - 46030 Romanore di Borgo Virgilio Mantova Italy
16
EN 14527-CL 1

IT	**EN14527Annex B :** Quando bagnata, la superficie della maggioranza dei piatti doccia dà un aumento nel potenziale scivolamento. Ciò è in particolare vero quando si utilizzano sapone, shampoo, olio da bagno, ecc. è importante che i progettisti, gli installatori e gli utilizzatori ne siano consapevoli
FR	**EN14527Annexe B :** Une perte partielle d'adhérence en usage normal dans une salle de bains, est un phénomène naturel, propre même à la plupart des surfaces de receveurs de douche et peut, à ce titre, occasionner un risque potentiel de glissade. Cela d'autant plus que dans un contexte humide donc, mais avec de surcroît, l'utilisation de produits tel que : savon, huile de bain, shampoing etc.. . Il est important que les concepteurs, installateurs et utilisateurs en soient conscients.
EN	**EN14527Annex B :** When wet, the surface of the majority of the shower trays is more slippery with a consequent increase of the slipping possibilities. This happens mainly because of soap and shampoo foam, bath oil etc. Designers, installers and end users MUST be aware of this
ES	**EN14527Anexo B :** Cuando se moja, la superficie de la mayoría de los platos de ducha aumenta el riesgo potencial de resbalar, de forma particular cuando se utiliza jabón, shampoo, aceites de baño, etc. Es importante que las personas que realizan los proyectos, así como los instaladores y usuarios, sean conscientes de ello.
DE	**EN14527Anhang B :** Auf der Mehrzahl der Duschwannen erhöht sich bei nasser Oberfläche das Potential an möglicher Verrutschgefahr. Schlupf. Dies gilt insbesonders bei der Verwendung von Seife, Shampoo, Badeöl, usw.. Es ist wichtig dass Planer, Installateure und Anwender sich dessen bewusst sind.
AR	**EN14527Annex B :** عندما تكون مُبللة, فإنٌ مسطح غالبية خلاط الدش يُزيد من خطر التزحلق. هذا الأمر صحيح للغاية خاصةً عند استخدام الصابون, الشامبو, زيت الاستحمام, الخ. و لذلك من الأهمية بمكان أن يعي هذا الأمرَ كلٌ من مصممي هذه الأطقم, و الفنيين الذين يقومون بعملية التركيب و كذلك المستخدمين لها بشكل يومي

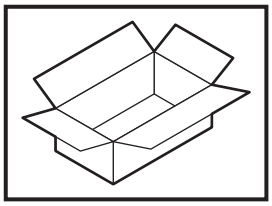

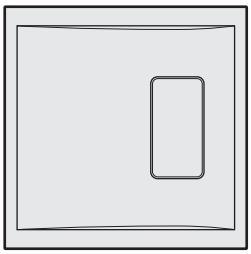

0-1000 mm



M8

4x

M8x12

1x

M10x65

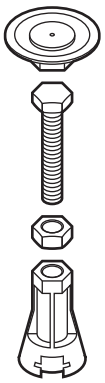

x4

M10x55

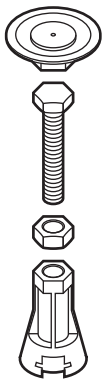

x1

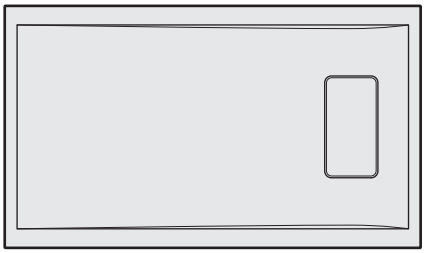

1200-1800 mm



M8

7x

M8x12

1x

M10x65

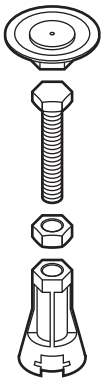

x7

M10x55

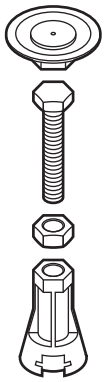

x1

cod. PIL90PCAB-CR40

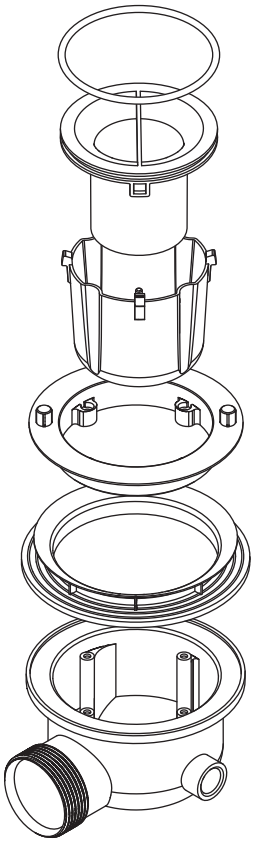

IT	non fornito
FR	non fourni
EN	not supplied
ES	no incluida
DE	nicht im Lieferumfang
AR	غير مُرفقة

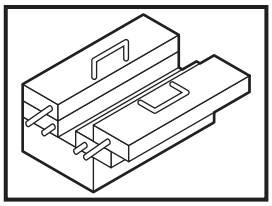

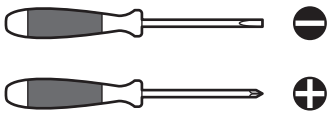

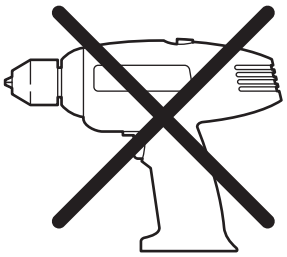

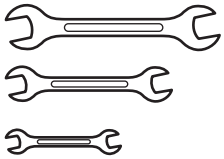

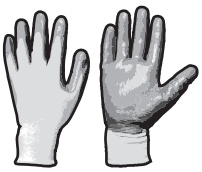

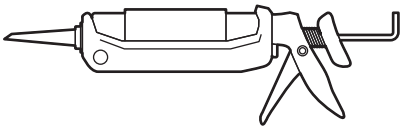

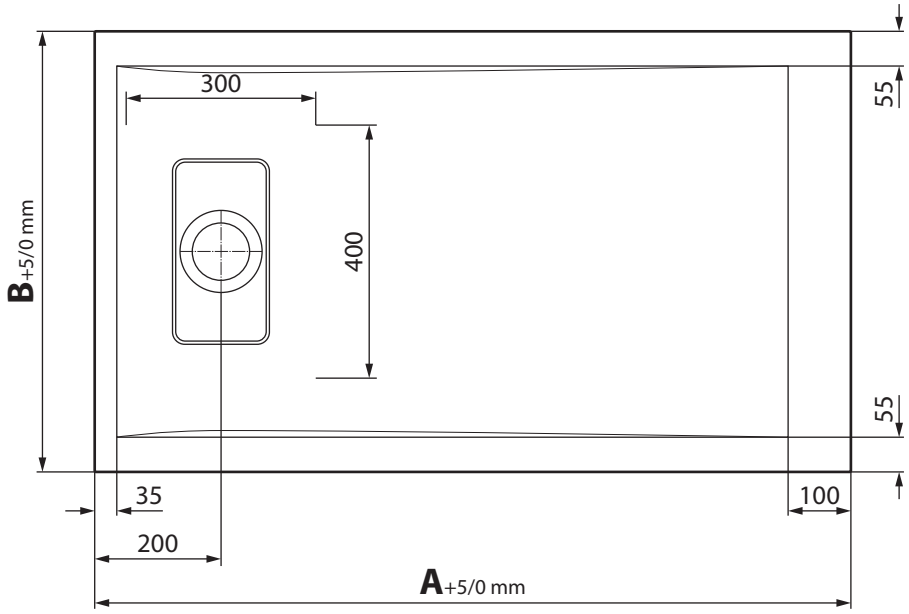

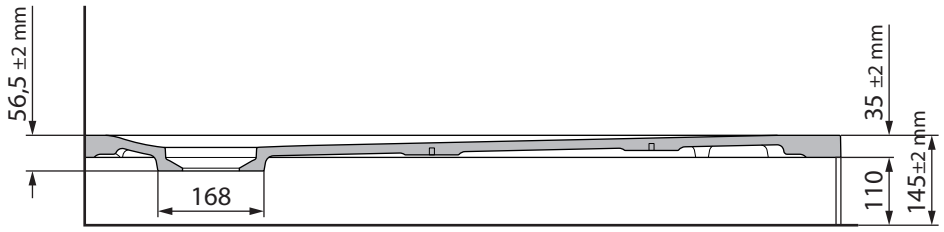

Mod.	A	B
80x80	798	798
90x90	898	898
100x100	998	998
100x80	998	798
120x70	1198	698
120x80	1198	798
120x90	1198	898
140x70	1398	698
140x80	1398	798
140x90	1398	898
150x70	1498	698
150x80	1498	798
160x70	1598	698
160x80	1598	798
170x70	1698	698
170x80	1698	798
180x80	1798	798

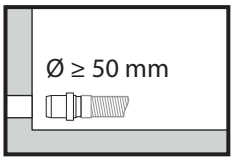

1

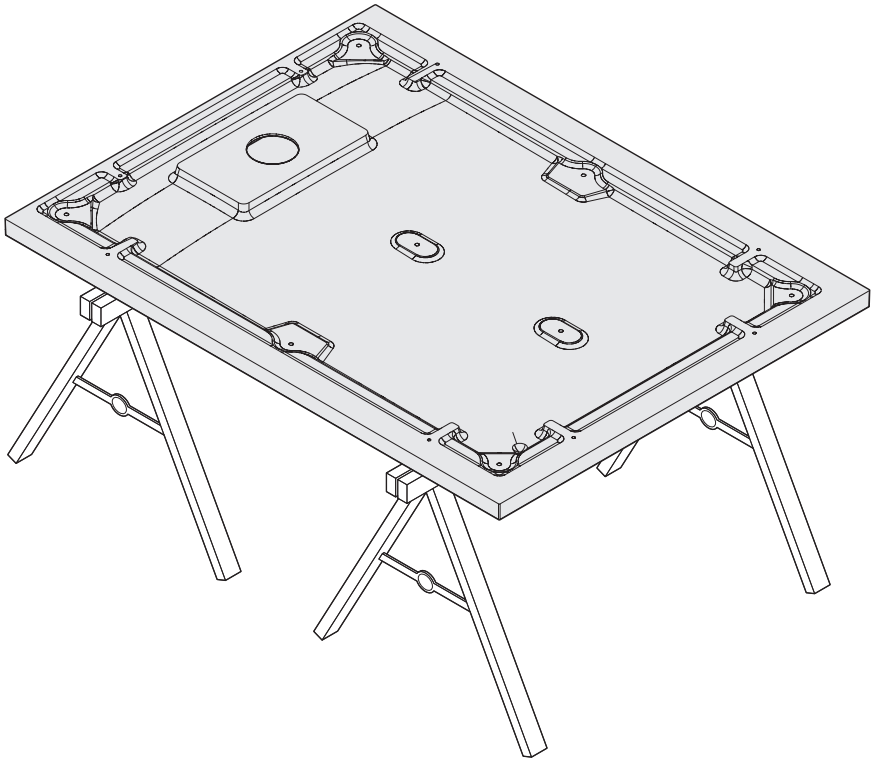

2

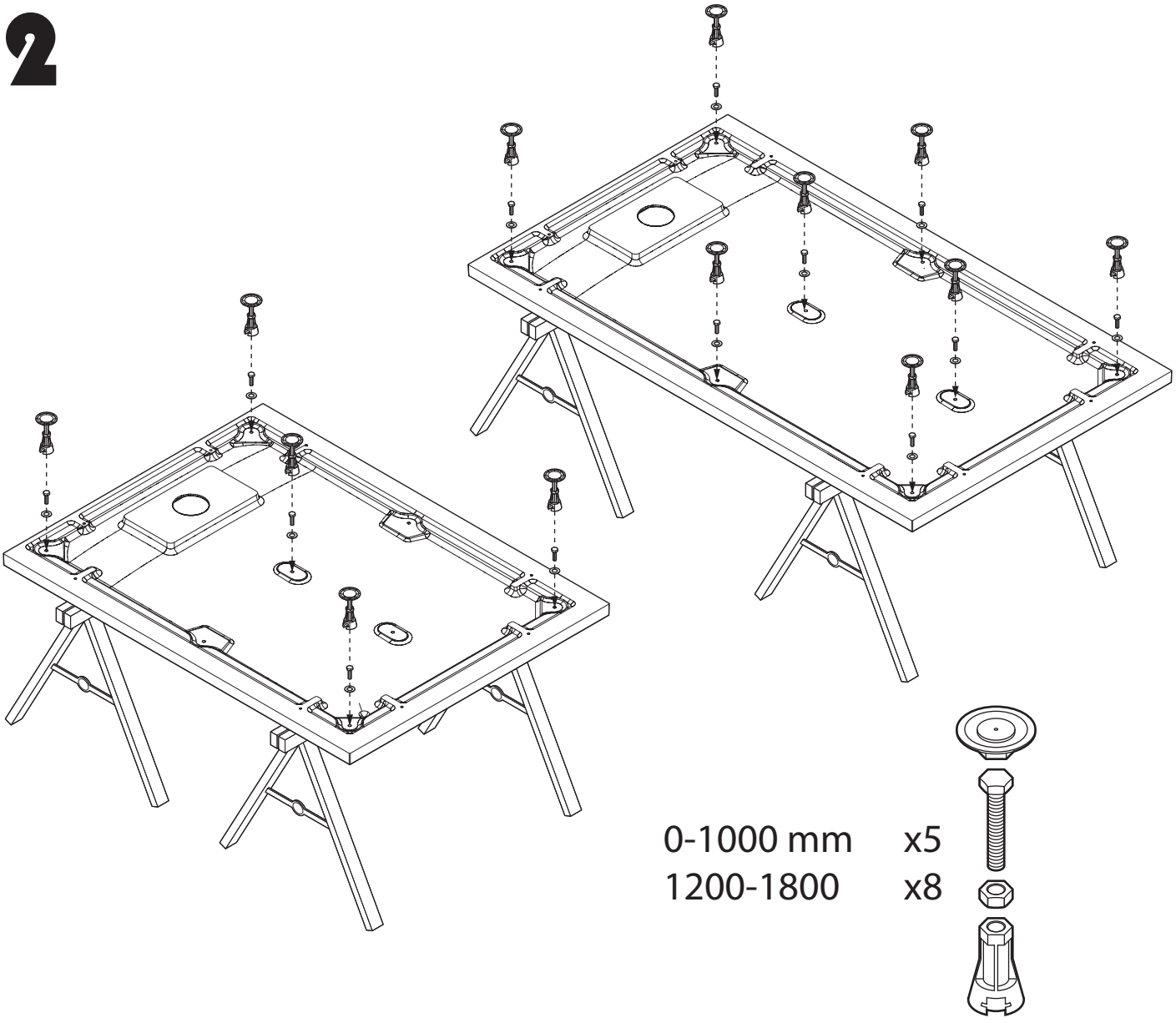

3

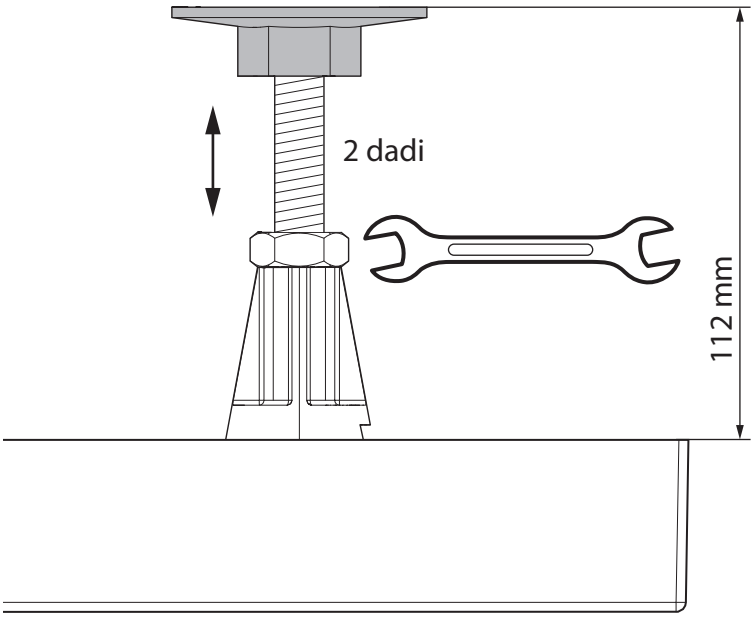

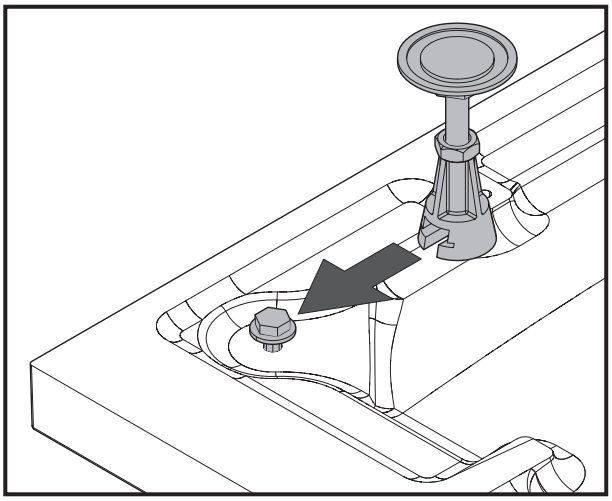

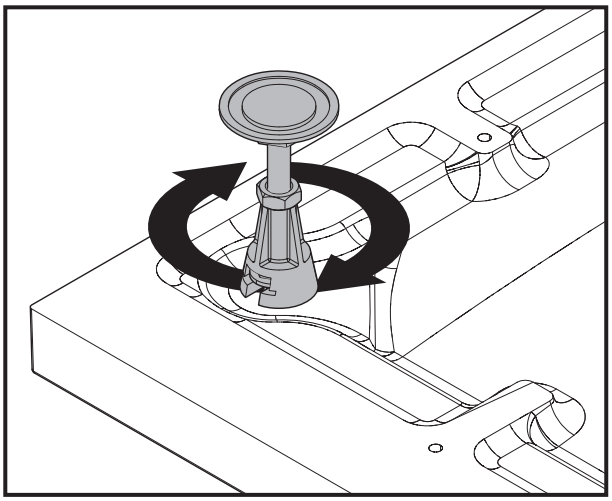

4

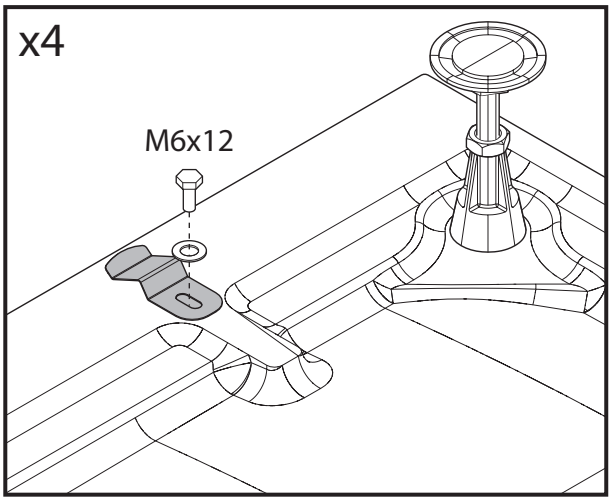

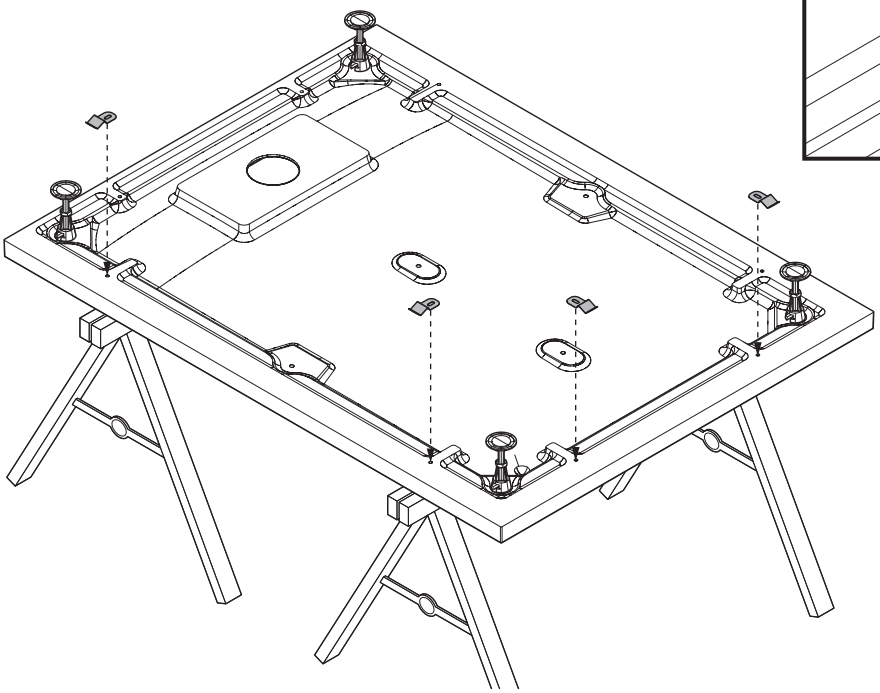

5

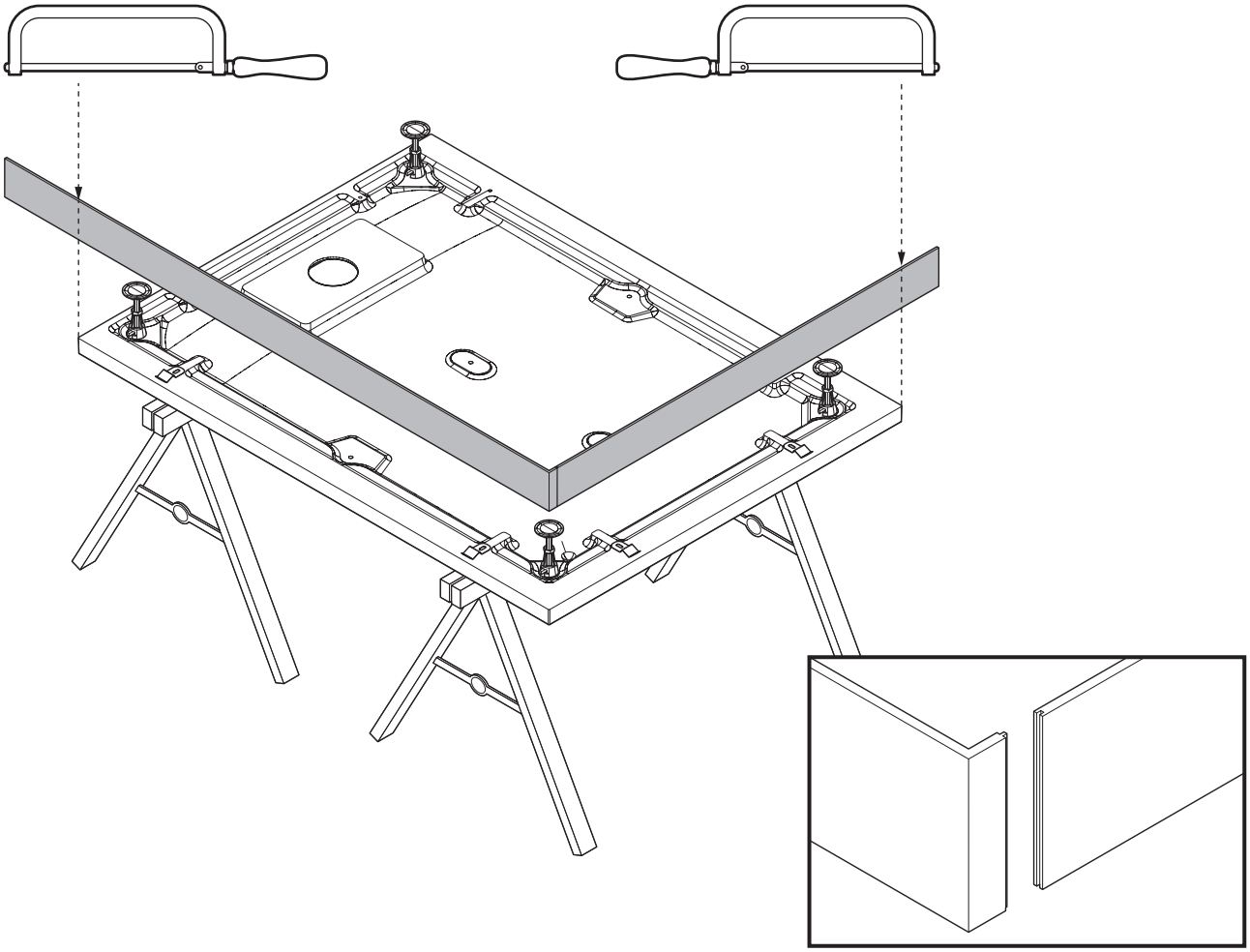

6

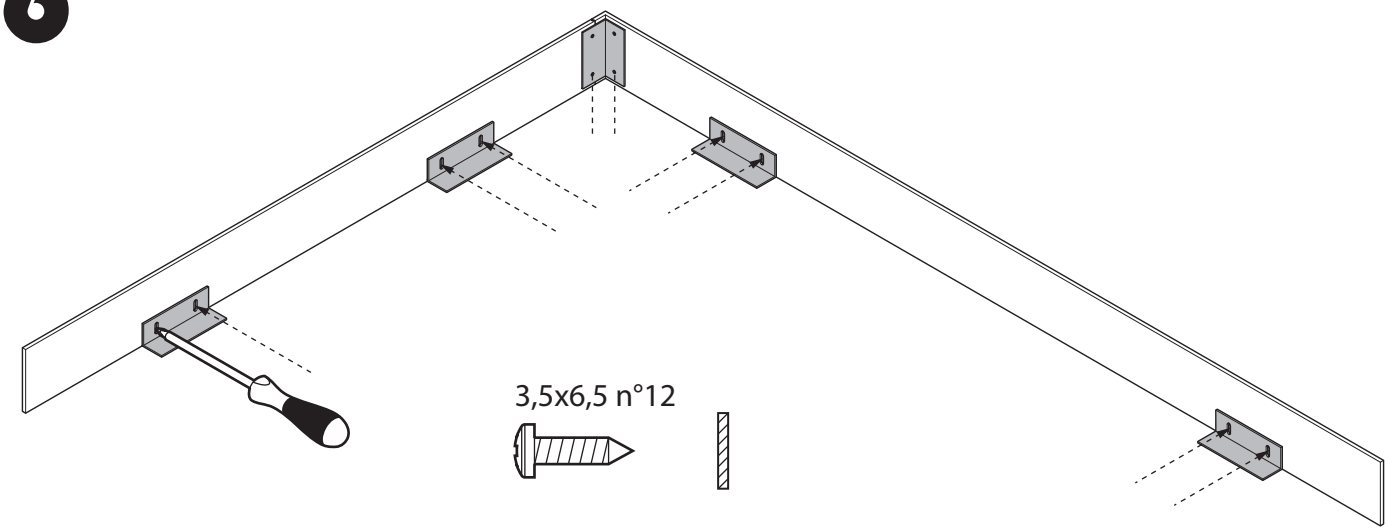

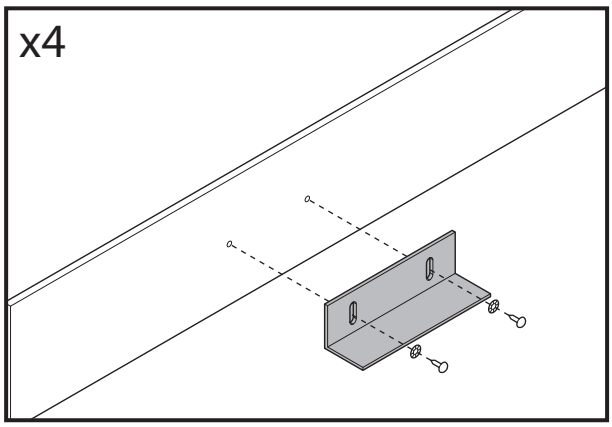

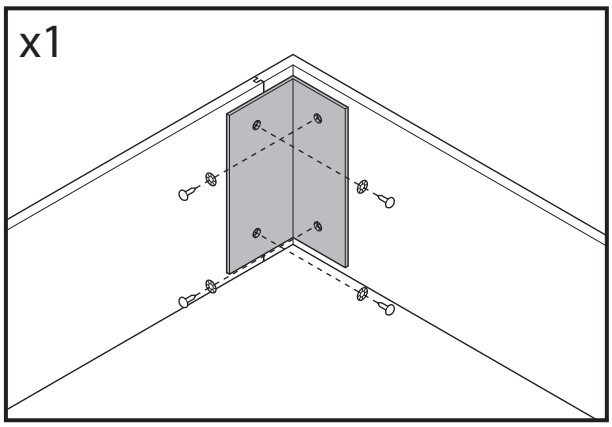

7

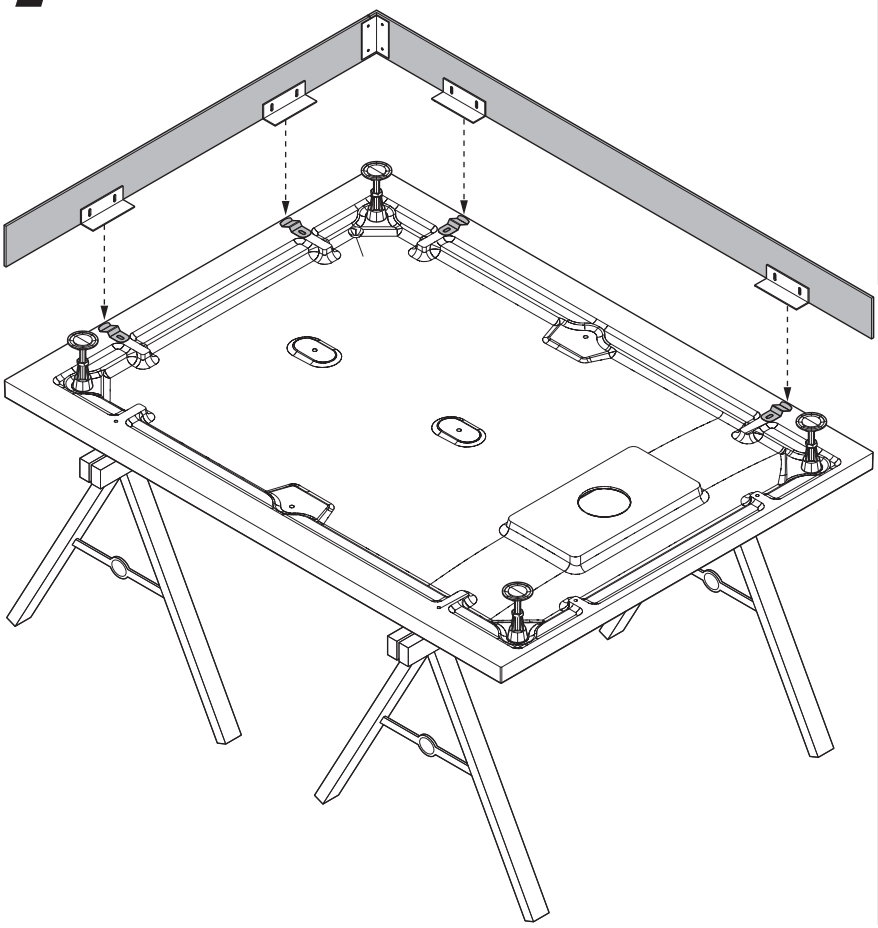

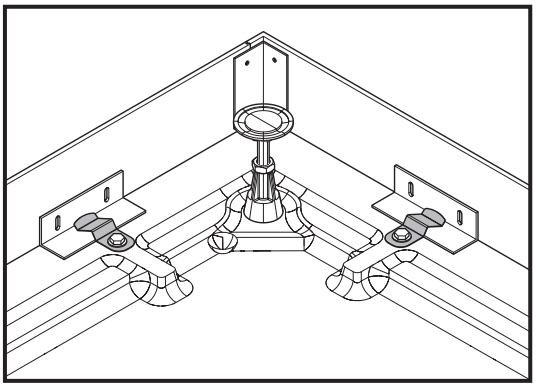

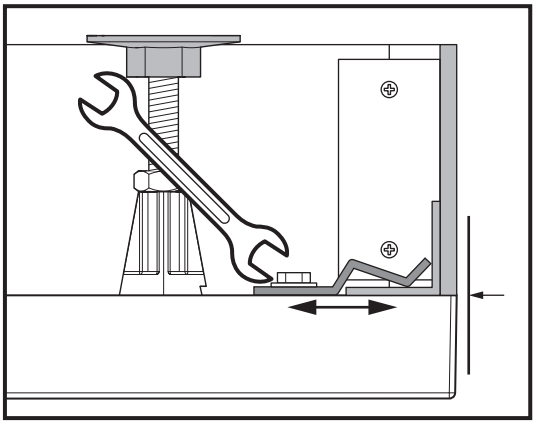

8

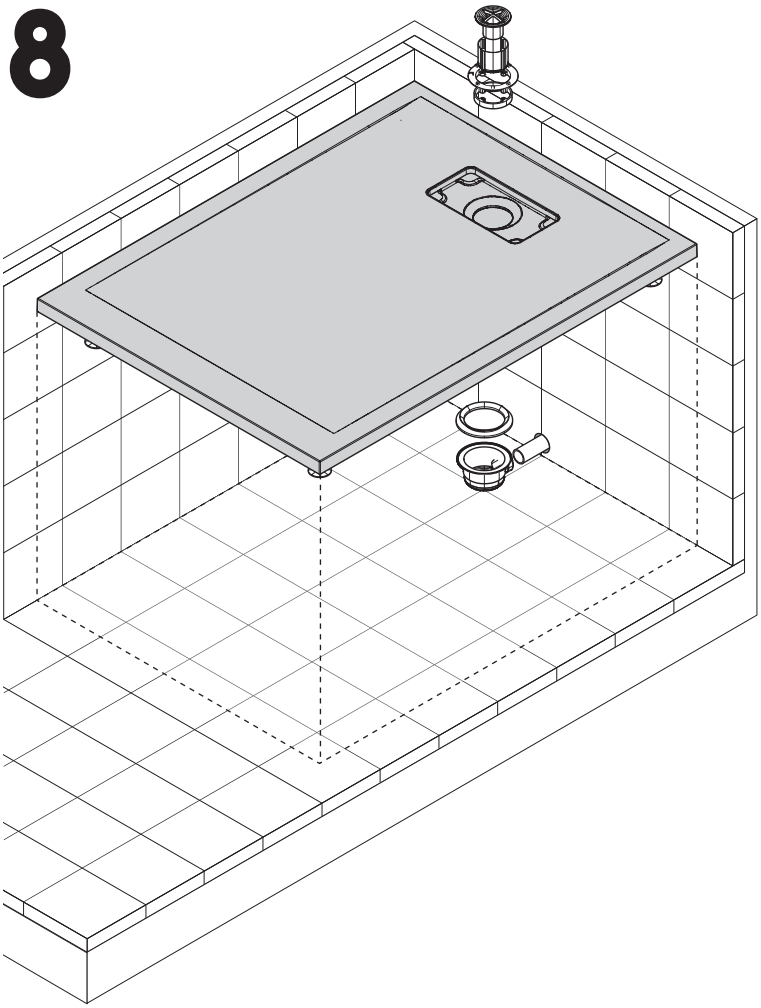

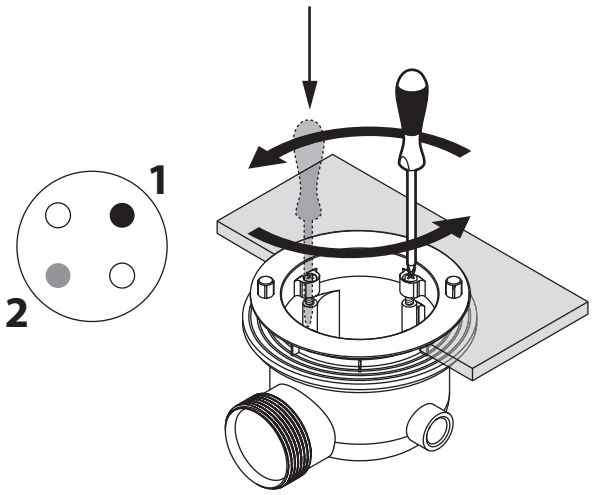

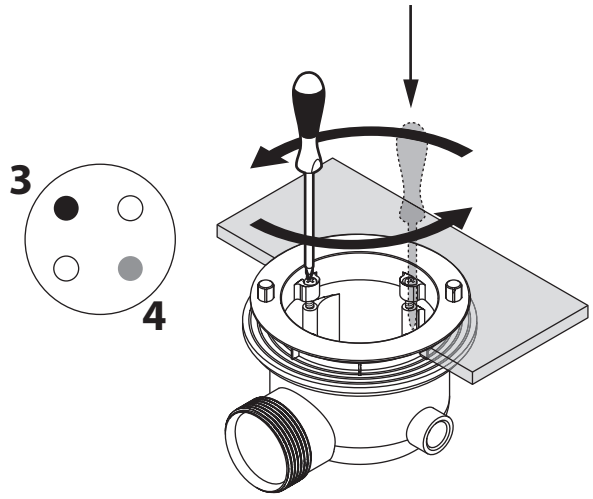

9

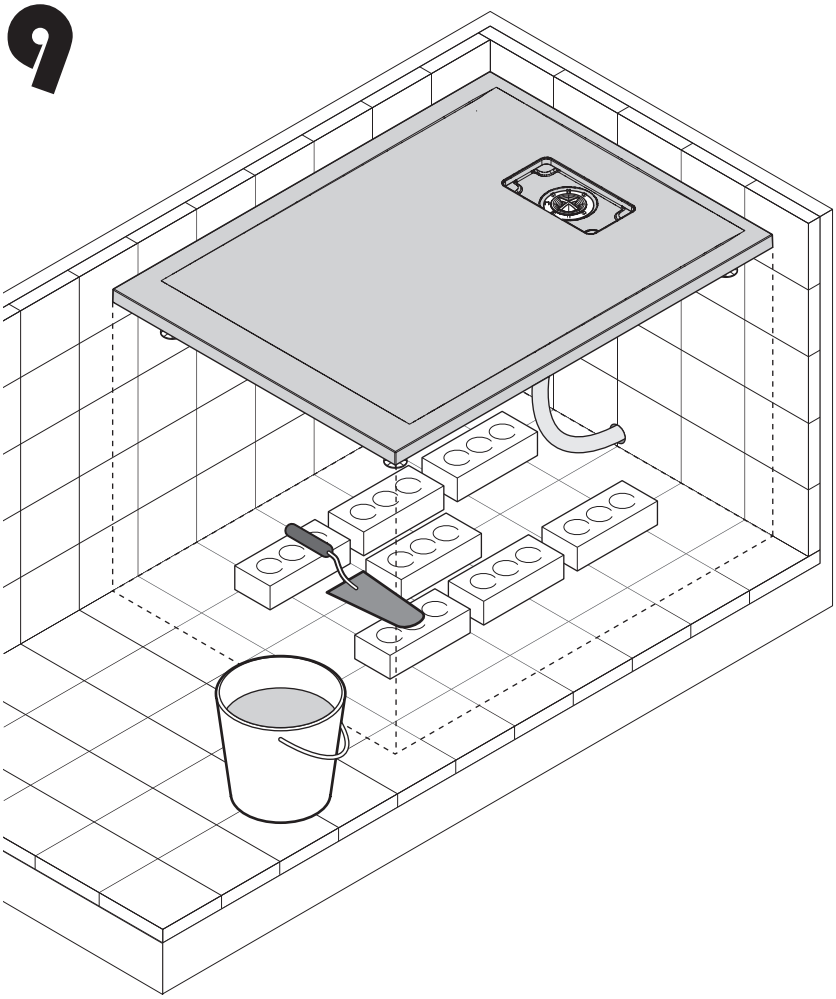

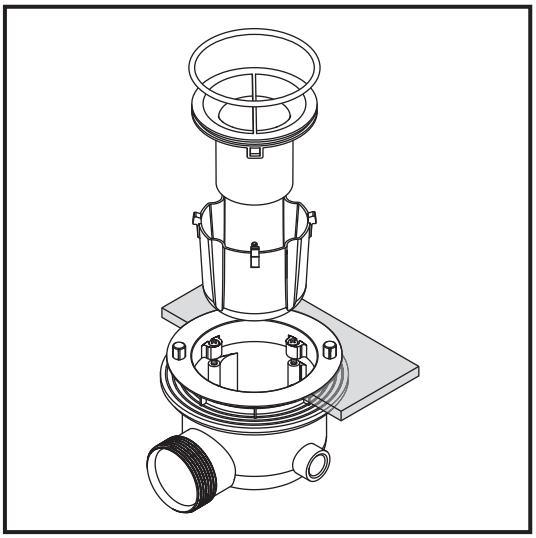

cod. PIL90PCAB-CR40

IT non fornito
FR non fourni
EN not supplied
ES no incluida
DE nicht im Lieferumfang
AR غير مُرفقة

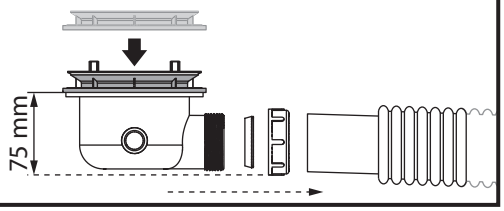

10

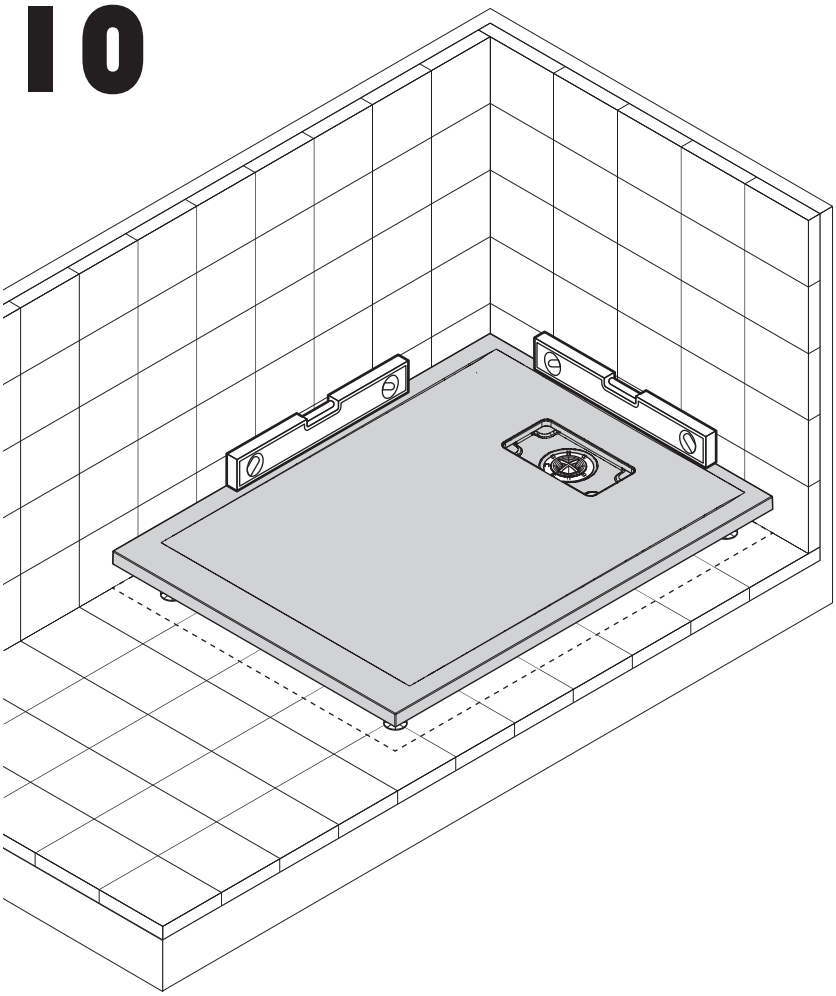

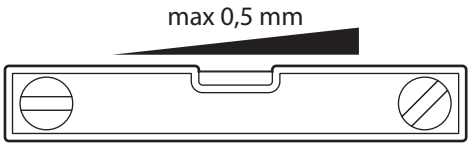

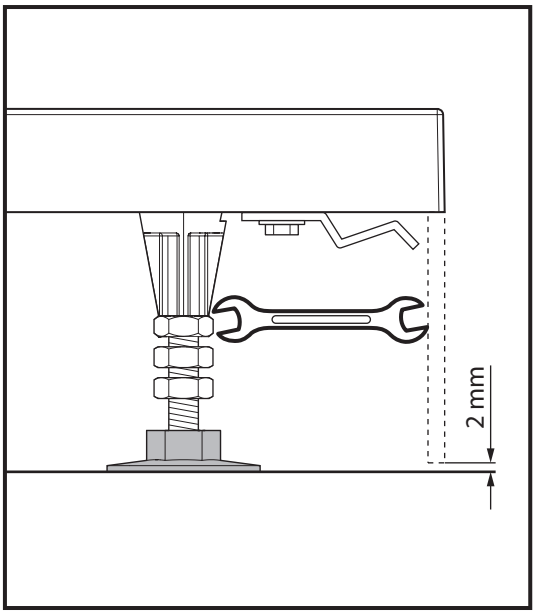

11

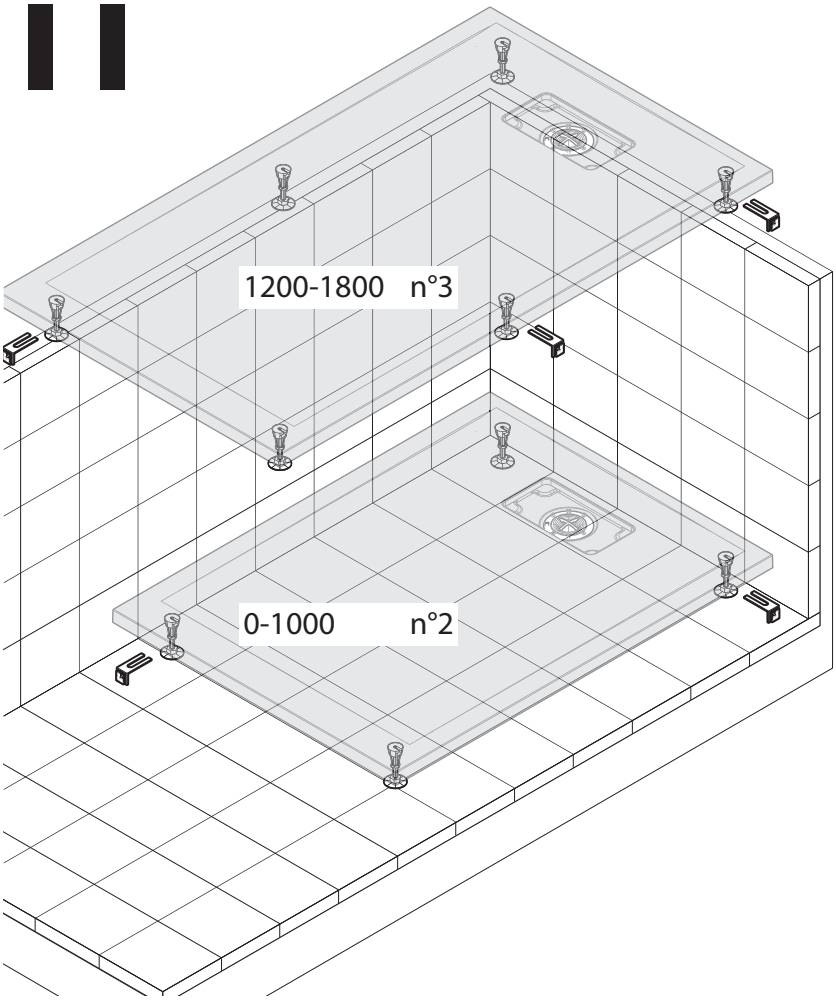

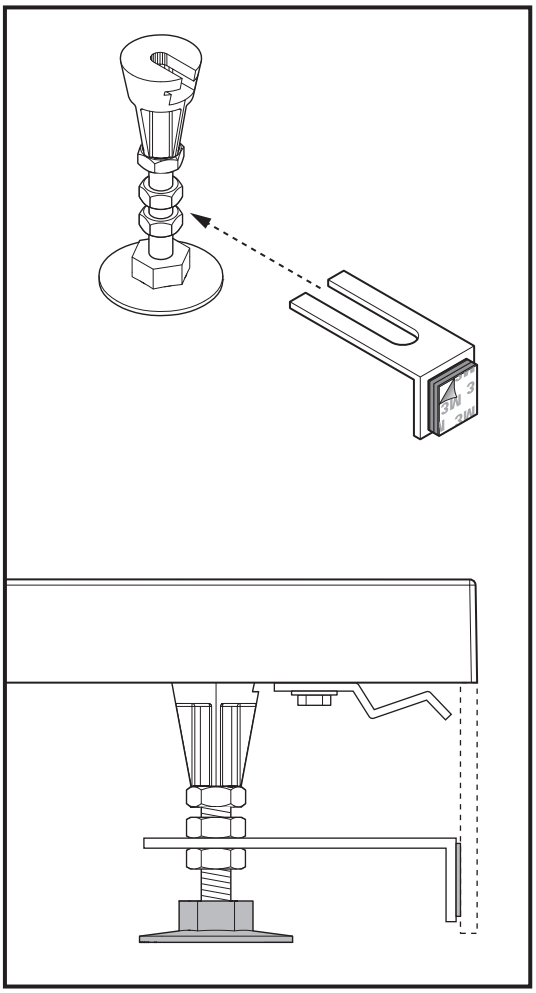

12

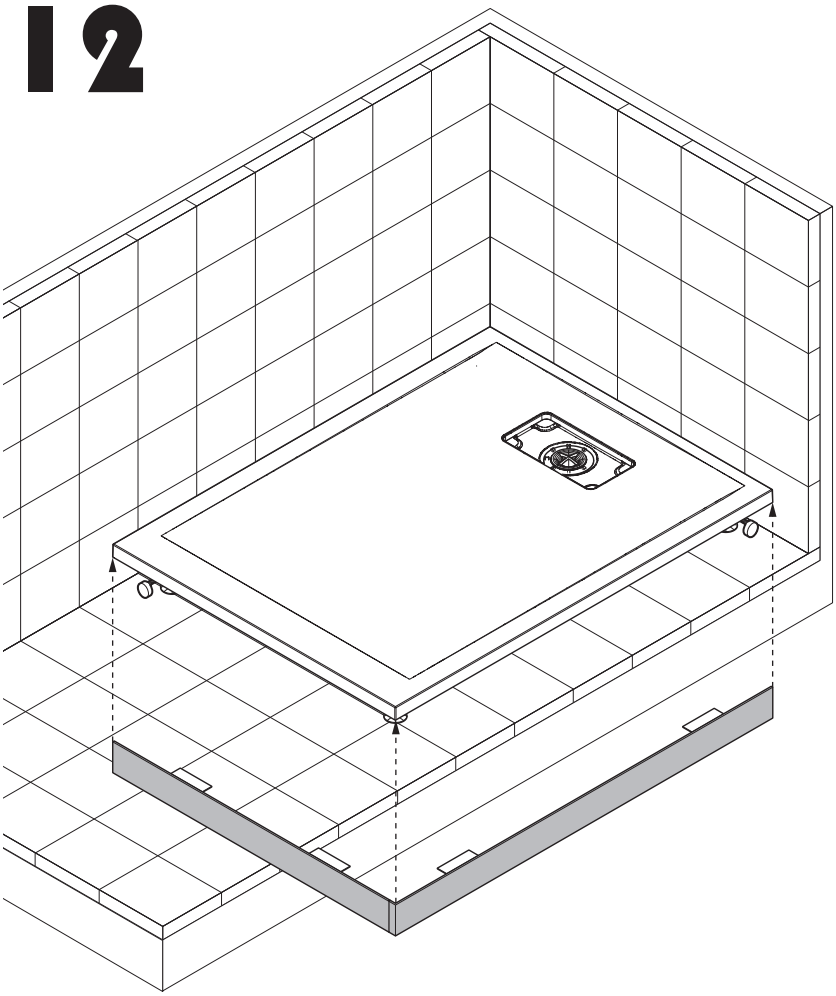

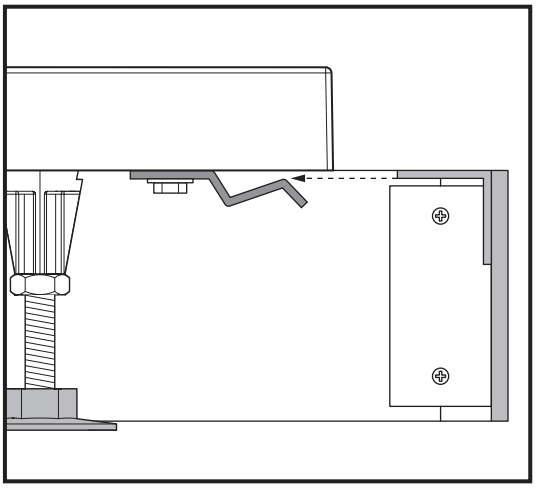

13

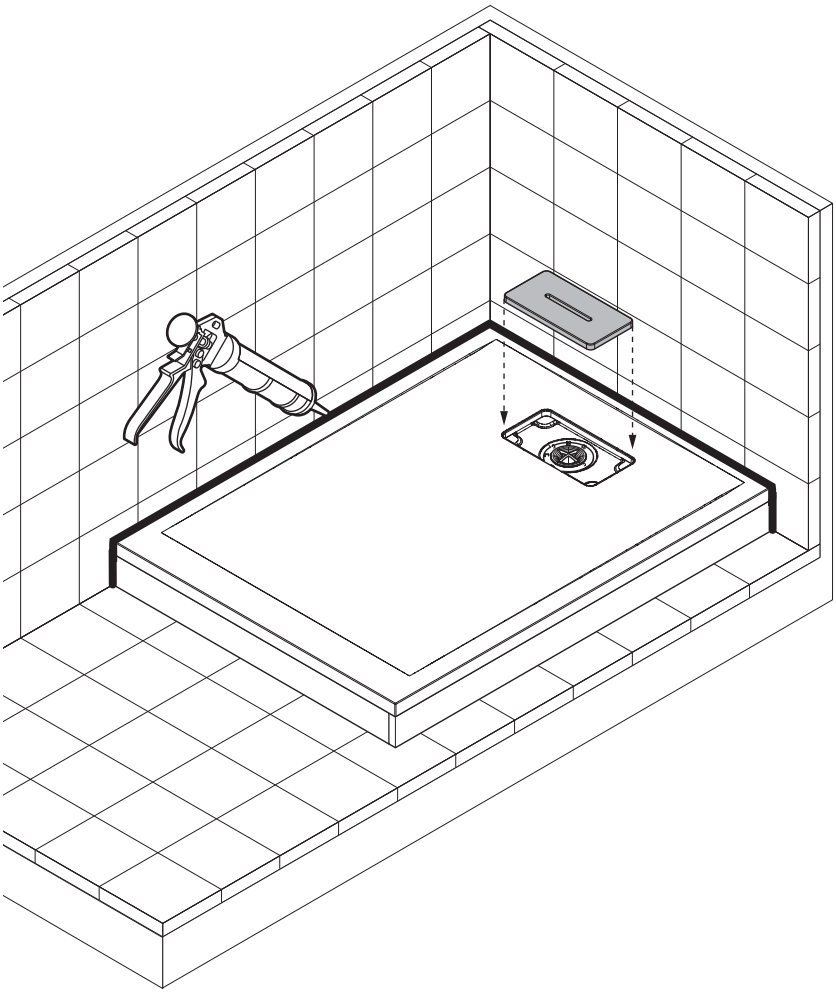

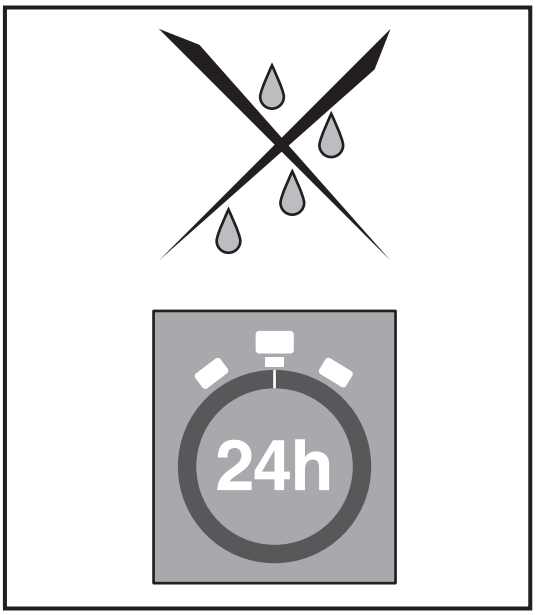

IT - GARANZIA
Tutti i prodotti acquistati dal consumatore, come definito dall'art. 3 del Codice del Consumo (Decreto Legislativo n. 206 del 6 settembre 2005 e ss.mm.), sono coperti dalla garanzia legale del venditore ai sensi degli artt. 128 e ss. del Codice del Consumo. In caso di difetto di conformità del prodotto, si invita il consumatore a rivolgersi al proprio rivenditore nei termini di legge.

• Pulizia della superficie acrilica e degli accessori:
Per la normale pulizia delle superfici acriliche usare detergenti liquidi con una spugna o panno morbidi. Per evitare il formarsi di tracce di calcare è ideale asciugare le superfici acriliche dopo l'uso, con una pelle di daino o panno in microfibra, che pulisce a fondo senza lasciare residui. Eventuali tracce di calcare si tolgono utilizzando detergenti anticalcare specifici. Per ridare lucentezza alle superfici acriliche utilizzare un normale "Polish" usato anche per lucidare la carrozzeria delle auto.
⚠ **NON USARE ASSOLUTAMENTE DETERSIVI ABRASIVI, ALCOOL, SOSTANZE A BASE DI ALCOOL, ACETONE O ALTRI SOLVENTI.**

FR - GARANTIE
Tous les produits achetés par le consommateur, selon l'art. 3 du code de la consommation (décret législatif n° 206 du 6 septembre 2005 et suivants), sont couverts par la garantie légale du vendeur en vertu des articles 128 et suivants du code de la consommation. En cas de défaut de conformité du produit, nous invitons le consommateur à contacter son revendeur conformément à la loi.

• Nettoyage des surfaces acryliques et des accessoires:
Dans des conditions normales, nettoyer les surfaces acryliques avec des produits détergents liquides non abrasifs,en utilisant une éponge ou un chiffon. Pour empêcher la formation de dépôts de calcaire, utiliser une peau de chamois ou un chiffon en microfibre, lesquels essuient et nettoient à fond sans laisser de résidus. Il est possible d'enlever les traces éventuelles de calcaire en utilisant des produits spécifiques. Pour obtenir à nouveau une surface brillante, utiliser un polish ordinaire de carrossier.
⚠ **IMPORTANT: EVITER ABSOLUMENT L'EMPLOI DE DÉTERGENTS ABRASIFS, ALCOOL OU PRODUITS A' BASE D'ALCOOL, ACETONE OU AUTRES SOLVANTS.**

EN - PRODUCT GUARANTEE
All products purchased by consumers, as defined in Article 3 of the Consumer Code (Legislative Decree no. 206 of 6 September 2005 and subsequent amendments), are covered by the legal guarantee of the seller under Article 128 and subsequent amendments of the consumer Code. In case of lack of conformity of the product, we invite the consumer to contact their dealer within the statutory deadline.

• Cleaning acrylic surfaces and fittings:
Clean acrylic surfaces using a good quality household liquid detergent and a soft cloth or sponge. To prevent the build-up of limescale deposits, wipe acrylic surfaces dry with a chammy leather or a soft, lint-free cloth that removes stubborn deposits without leaving traces. Limescale deposits may be removed using specific detergent products. To restore shine to the acrylic surface polish with an ordinary wax polish such as car wax.
⚠ **DO NOT USE ABRASIVE CLEANERS, ALCOHOL, ALCOHOL BASED CLEANERS, ACETONE OR OTHER SOLVENTS.**

ES - GARANTÍA
Todos los productos adquiridos por el consumidor conforme al art. 3 del Código de Consumo (decreto legislativo n.º 206 del 6 de septiembre de 2005 y sucesivas enmiendas) quedan cubiertos por la garantía legal del vendedor conforme a los artículos 128 y sucesivos del Código de Consumo. En caso de defecto de conformidad del producto, se ruega al consumidor dirigirse al propio revendedor de acuerdo con los términos legales.

•Limpieza de la superficie acrílica y de los accesorios:
Para llevar a cabo la limpieza normal de las superficies acrílicas usar detergentes líquidos con una esponja

o un paño suave. Se recomienda utilizar productos no abrasivos. Para evitar que se formen depósitos de cal se recomienda secar las superficies acrílicas después del uso, con un paño gamuzado o de microfibra, que limpie a fondo sin dejar rastros.
Los posibles restos de cal pueden eliminarse con cualquier producto antical. Para reavivar el brillo de la superficie acrílica usar un pulimento de los que se usa para abrillantar la carrocería de los coches.
⚠ **NO SE DEBEN APLICAR BAJO NINGÚN CONCEPTO PRODUCTOS ABRASIVOS, ALCOHOL, SUSTANCIAS A BASE DE ALCOHOL, ACETONA U OTROS DISOLVENTES.**

DE - GARANTIE
Alle vom Verbraucher erworbenen Produkte sind, wie in Art. 3 des Verbraucherschutzgesetzes (Gesetzesverordnung Nr. 206 vom 6. September 2005 und nachfolgende Änderungen) festgelegt, von der gesetzlichen Garantie der Vertreibers gemäß den Art. 128 ff des Verbraucherschutzgesetzes abgedeckt. Im Falle eines vertragswidrigen Produktes wird der Verbraucher darum gebeten, sich in Übereinstimmung mit dem Gesetz an seinen eigenen Wiederverkäufer zu wenden.

•**Reinigung der Acrylflächen und der Zubehörteile**:
Für die normale Reinigung der Acrylflächen flüssige Reiniger (z.B. Vim flüssig) und einen weichen Schwamm bzw. ein weiches Tuch verwenden. Um die Bildung von Kalkablagerungen zu vermeiden, die Acrylfächen nach dem Gebrauch möglichst mit einem Hirschleder oder einem Mikrofasertuch trocknen, das eine gründliche Reinigung ohne Rückstände garantiert. Eventuelle Kalkablagerungen werden mit speziellen kalklosenden Produkten entfernt. Um glänzende Öberflächen wieder zu erhalten, eine normale Autopolitur verwenden.
⚠ **AUF KEINEN FALL SCHEUERNDE REINIGER, ALKOHOL, REINIGER AUF ALKOHOLBASIS, AZETON ODER ANDERE LÖSEMITTEL VERWENDEN. LET OP, PAS VÓÓR EERSTE.**

اللغة الإيطالية - الضمان
كل المنتجات التي تم شراؤها من قبل المستهلكين، كما هو محدد في المادة رقم ٣ من قانون المستهلك (المرسوم التشريعي رقم ٢٠٦ الصادر في ٦ سبتمبر ٢٠٠٥ والتعديلات اللاحقة عليه)، مغطاة بالضمان القانوني للبائع بموجب المادة رقم ١٢٨ والتعديلات اللاحقة على قانون المستهلك. في حالة عدم مطابقة المنتج ، ندعو المستهلكين إلى الاتصال بموزعهم المعتمد خلال المهلة القانونية.

• **تنظيف سطح الاكريليك و اكسسواراته:**
بالنسبة لعملية التنظيف العادية لمسطح الاكريليك يمكن استخدام منظف سائل مع أسفنجه أو قطعة قماش ناعمة. لتجنب تكون ترسبات الجير يكون من الأفضل و الأمثل تجفيف المسطح الاكريليكي بعد الاستعمال, بالاستعانة بقطعة من الشامواه أو قطعة قماش ناعمة حتى تتمكن من تنظيف الدواخل و التخلص من أي بقايا عالقة. أما بخصوص بقايا الجير العالقة يمكن استعمال المنظفات الخاصة بإزالة الجير للتخلص منها نهائياً. لإطفاء نوع من البهجة و اللمعان على المسطحات الاكريليكية استخدم نوع "Polish" العادي الذي يُستخدم عادةً في تلميع هياكل السيارات.
⚠ **يمنع منعاً باتاً استعمال أي نوع من أنواع المنظفات الكاشطة, أو أي كحوليات أو أي مواد بها كحوليات, أو مادة الأسيتون أو أي مذيبات أخرى.**

Note:

Note:

207744

NOVELLINI S.p.A.
Via Mantova, 1023 - 46030 Romanore di Borgo Virgilio (Mn)
Tel. +39 0376 6421 - Fax +39 0376 642250 - e-mail: novellini@novellini.it
www.novellini.com

60715IST_02 (06 2016)